




## SECURITY LIGHT 14, DTC B1602/P1260

B3E090201077W10

<b>SECURITY LIGHT:</b> <b>14</b>	The instrument cluster cannot read key ID number data normally.
<b>DTC: B1602/P1260</b>	
<b>DETECTION CONDITION</b>	<ul style="list-style-type: none"> <li>The instrument cluster cannot read key ID number data normally.</li> </ul>
<b>POSSIBLE CAUSE</b>	<ul style="list-style-type: none"> <li>Transponder (key) malfunction</li> <li>Coil antenna malfunction</li> <li>Instrument cluster malfunction</li> <li>Any of the following items are touching or near the key head. <ul style="list-style-type: none"> <li>Spare keys</li> <li>Keys for other vehicles equipped with an immobilizer system</li> <li>Any metallic object</li> <li>Any electronic device, or any credit or other cards with magnetic strips</li> </ul> </li> </ul> <p>EXAMPLES:</p> <div style="display: flex; align-items: center; justify-content: center;">  <div style="margin-left: 10px;">METAL RING LYING ON KEY HEAD</div> </div> <div style="display: flex; align-items: center; justify-content: center; margin-top: 20px;">  <div style="margin-left: 10px;">METAL PART OF ANOTHER KEY TOUCHING KEY HEAD</div> </div> <div style="display: flex; align-items: center; justify-content: center; margin-top: 20px;">  <div style="margin-left: 10px;">KEY IS NEAR OR TOUCHING ANOTHER IMMOBILIZER SYSTEM KEY</div> </div>

### Diagnostic Procedure

STEP	INSPECTION	ACTION
1	<b>VERIFY WHETHER KEY IS VALID OR NOT</b> <ul style="list-style-type: none"> <li>Using another registered key, turn the ignition switch to the ON position.</li> <li>If there is not another registered key, register an additional key using the WDS or equivalent and turn the ignition key to the ON position using the registered key. (See <a href="#">IMMOBILIZER SYSTEM COMPONENT REPLACEMENT/KEY ADDITION AND CLEARING.</a>)</li> <li>Is the DTC displayed again? <ul style="list-style-type: none"> <li>Security light: 14</li> <li>WDS or equivalent: B1602/P1260</li> </ul> </li> </ul>	<div>Yes</div> Replace the coil antenna, then go to the next step. (See <a href="#">COIL ANTENNA REMOVAL/INSTALLATION.</a> )
		<div>No</div> <ul style="list-style-type: none"> <li>Dispose of the malfunctioning key.</li> <li>Register a new key if necessary. (See <a href="#">IMMOBILIZER SYSTEM COMPONENT REPLACEMENT/KEY ADDITION AND CLEARING.</a>)</li> </ul>
	<b>INSPECT INSTRUMENT CLUSTER</b> <ul style="list-style-type: none"> <li>Using another registered key, turn the ignition</li> </ul>	Replace the instrument cluster and perform the resetting procedure for the immobilizer system when replacing the instrument cluster.

2	switch to the ON position. • Is the DTC displayed again?  - Security light: 14 - WDS or equivalent: B1602/P1260	Yes	(See <a href="#">INSTRUMENT CLUSTER REMOVAL/INSTALLATION.</a> ) (See <a href="#">IMMOBILIZER SYSTEM COMPONENT REPLACEMENT/KEY ADDITION AND CLEARING.</a> )
		No	DTC troubleshooting completed.